

HOW TO JOIN THE ANNUAL GENERAL MEETING

Access to the LUMI AGM Platform

1. Visit <https://web.lumiagm.com> on your smartphone, tablet or computer.

2. Enter the meeting ID:

161648388



3. Select
I'm a Shareholder if
you have
username &
password






If you are a
visitor, select
'I am a guest/observer'
and fill required
information.



4. Enter your
username &
password as
given to you
by **NMB**.



Participating in the meeting

- To ask a question, select the messaging icon 
- Type your message within the chat box at the bottom of the messaging screen.
- To view details of the meeting, click on the information icon 
- To view meeting documents, click on the documents icon 
- Once the voting has opened, the polling icon bar  will appear on the navigation of the screen.
- To vote, select your voting direction from the options shown on screen. A confirmation message will appear to show your vote has been received.
- To change your vote, simply select another option. If you wish to cancel your vote, please press Cancel and re-vote as desired.
- To listen in and view the meeting click on the Broadcast button 
- No audio? Tap "II" (Pause) and Tap ">" (Play) or Refresh.



Contact Details

- Should you face any difficulties accessing the platform, please reach out to below contacts for support;

Tel: +255 22 232 2913

Email: NMBAGM2021@nmbbank.co.tz

**Support will only be provided from:*

31st May - 3rd June 2021 (9:00am - 16:30pm)

4th June 2021 (7:00am to 14:00pm)